

Virtual Component Guide

ANNUAL MEETING 2024

Accessing the Virtual Component

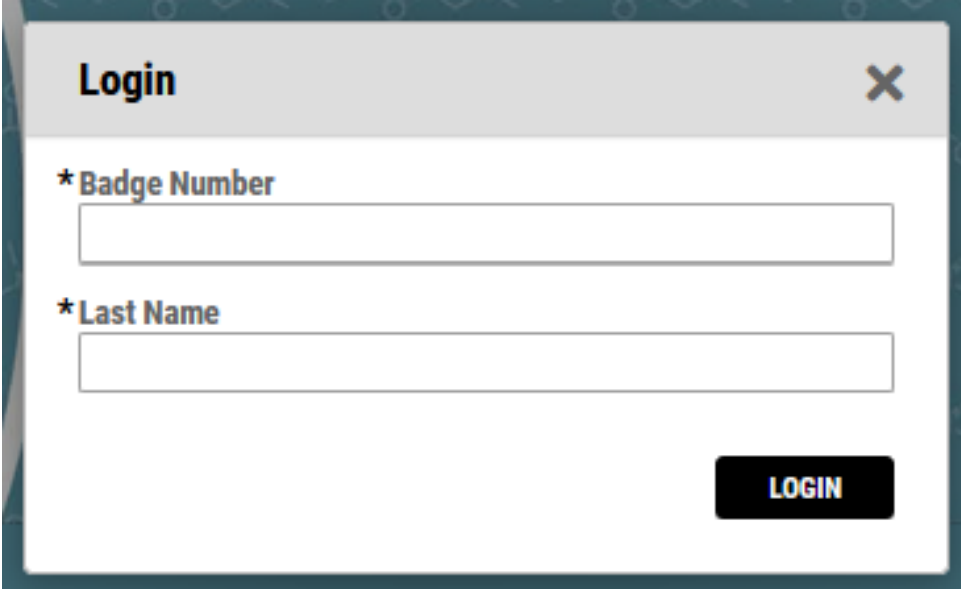
All meeting registrants have access to the Neuroscience 2024 virtual component. The virtual component link will be emailed on **September 26, 2024**.

Access is available **September 26 – November 10, 2024**.

Once on the virtual component's website, log in using:


- Your badge number
- Your last name

Please note the first time you log in, you can adjust your privacy settings. Look at the "Settings" slide to learn more about adjusting these settings.



The image shows a screenshot of a web-based login form. The form has a title bar at the top that says "Login" with a close button (an 'X' icon) on the right. Below the title bar, there are two input fields. The first field is labeled "* Badge Number" and the second field is labeled "* Last Name". Both fields are currently empty. At the bottom right of the form, there is a black button with the word "LOGIN" in white capital letters.


Home Page



- Once logged in you will see the home page and the navigation bar.
- You can also click the picture boxes as another way to access resources.

A white content area with a blue border. At the top is a heading: **Welcome to Neuroscience 2024**. Below it is a paragraph: "Access featured and special lectures along with virtual posters in the Neuroscience 2024 virtual component. Starting September 26, view virtual posters and leave comments for presenters. October 5 – 9 livestream featured and special lectures and submit questions for presenters. Continue viewing virtual posters and watching livestream recordings through November 10, 2024." Below the paragraph are two columns of text: "24 lectures livestreamed and available on-demand" and "Hundreds of virtual posters accessible Sept 26 – Nov 10, 2024". To the right is a white box with a blue border containing the text: "Explore the Neuroscience 2024 Livestream Sessions". At the bottom are three white boxes with blue borders: "Virtual Posters", "The SfN Store", and "Sponsors". The bottom of the page has a blue footer with a repeating pattern of chemical structures.

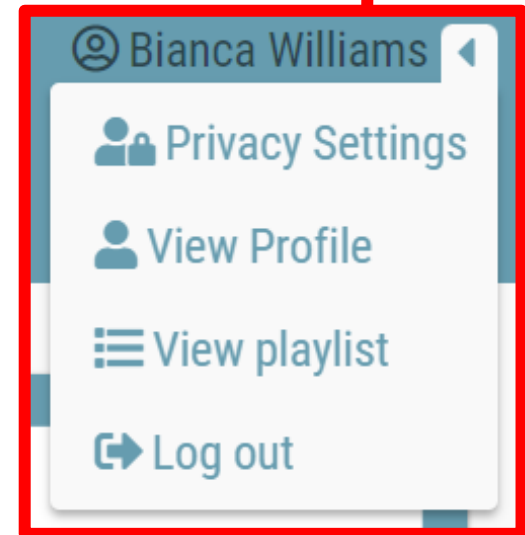
Settings




To adjust settings, access your profile located on the navigation bar.

Click on the down arrow. Here you can:

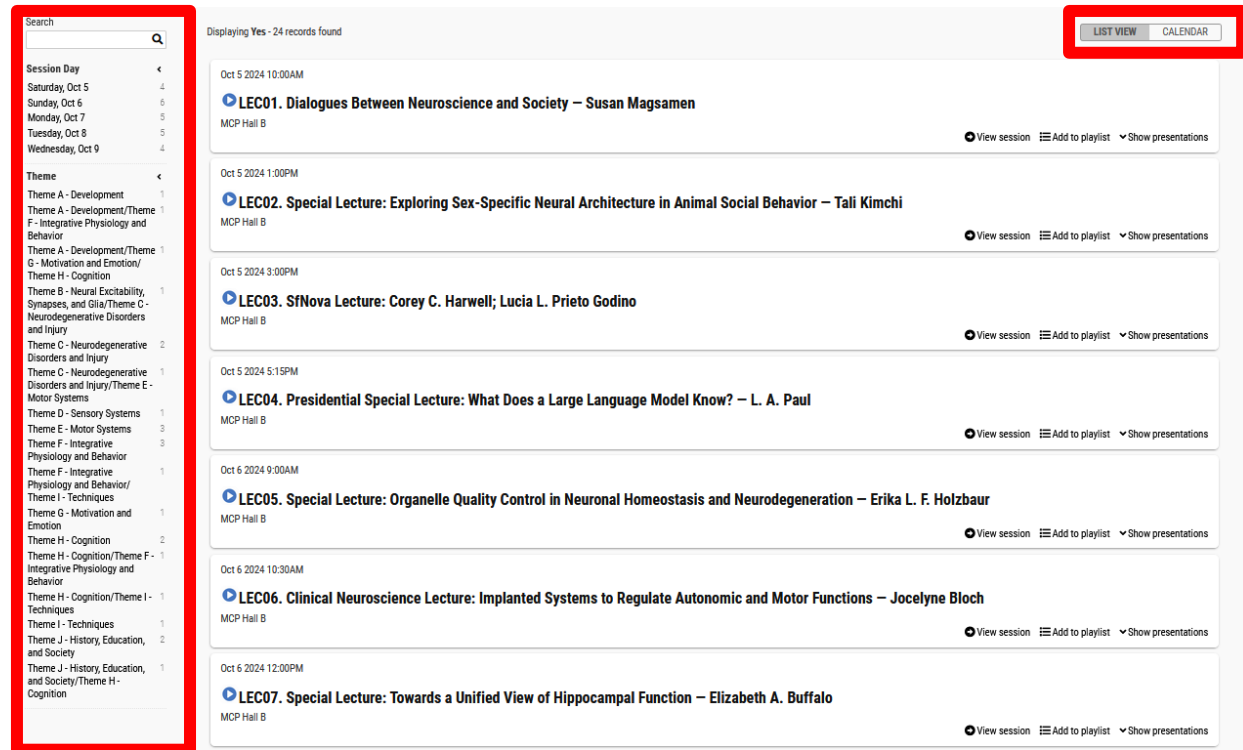
- Update and view your privacy settings.
- Update and view your profile.
- View your playlist.
- Log out of the virtual component.




Livestream Sessions



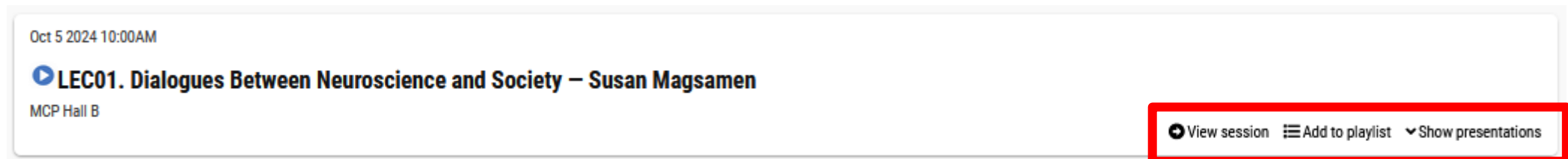
- Under the "Livestreams" tab you can view all sessions that will be live streamed at the meeting.
- You can search for various sessions using the table on the left-hand side.
- You can select a list or calendar view of the sessions on the upper right-hand side.




Livestream Sessions (contin)



- To learn more about each session, click "view session".
- You can add livestreamed sessions to a playlist by selecting "add to playlist".
- To view the presentations included in each session, click "show presentations".



Up Next



Continuous Livestream of Sessions

Watch a continuous livestream of the sessions as they happen in Chicago. Use the tabs below to watch the sessions back-to-back without leaving the webpage. Make sure you have downloaded the **Neuroscience 2024 meeting app** to submit questions during the live session.

All sessions are listed in CST. View the complete schedule on the [Livestream Sessions](#) tab.

 [Click here to access the stream for Lectures](#)

- Under the "Up Next" tab, you can view any of the continuous live streamed session live from Chicago.
- This includes symposia, minisymposia, and lectures.

Virtual Posters

Home Livestreams Up Next **Virtual Posters** My Playlist Certificate of Virtual Attendance Sponsors Awards

Member Resources The SfN Store Tech Support

Bianca Williams

Under the "Virtual Posters" tab, search for specific topics, themes, or with text on the left side.

Search

Session Day

- Saturday, Oct 5 15
- Sunday, Oct 6 31
- Monday, Oct 7 37
- Tuesday, Oct 8 33
- Wednesday, Oct 9 31

Session Type

- Nanosymposium 6
- Poster 111
- Theme J Poster 5
- Late-Breaking 25

Theme

- Theme A - Development 6
- Theme B - Neural Excitability, Synapses, and Glia 10
- Theme C - Neurodegenerative Disorders and Injury 33
- Theme D - Sensory Systems 11
- Theme E - Motor Systems 9
- Theme F - Integrative Physiology and Behavior 4
- Theme G - Motivation and Emotion 8
- Theme H - Cognition 26
- Theme I - Techniques 10
- Theme J - History, Education, and Society 5

Displaying Yes - 147 records found

Oct 5 2024 1:00PM

NANO01.01. Potentiation of ligand-gated ion channels by stimulant derivatives via a vestibular binding site

Oct 5 2024 1:00PM

PSTR003.12. Dscam Deficiency Recapitulates Cognitive and Sensorimotor Phenotypes Observed in Autism Spectrum Disorder

Oct 5 2024 1:00PM

PSTR006.02. Ghrelin Inhibits Voltage-Gated Ca²⁺ Channels in Gastric Vagal Afferent Neurons

Oct 5 2024 1:00PM

NEUROFIT SAS
Pre-Clinical CRO
CRO & PMO preclinical Services

Semaglutide's cognitive rescue: insights from rat and mouse models of Alzheimer's disease

Oct 5 2024 1:00PM

PSTR013.02. Semaglutide's cognitive rescue: insights from rat and mouse models of alzheimer's disease


Oct 5 2024 1:00PM

PSTR013.05. Formyl peptide receptor 2 as a target for limitation of prolonged neuroinflammation: link to Alzheimer's pathology

Oct 5 2024 1:00PM

PSTR015.01. Preliminary phase 2 trial of the novel first-in-class dual-functional medicine for treatment of Alzheimer's disease demonstrates promising results


My Playlist



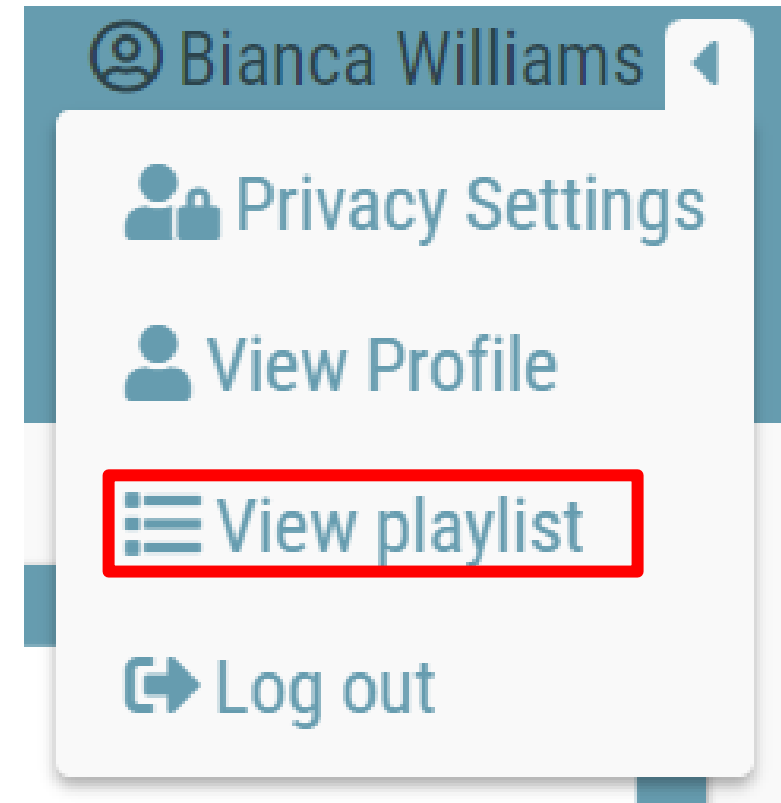
- Create and name as many playlists as desired. Go back and watch livestream recordings or poster videos back-to-back.
- Click “Add to playlist” next to any session or poster.

A screenshot of a 'Create playlist' modal form. The modal has a grey header with the title 'Create playlist' and a close button (X). Below the header are two text input fields: 'Title' and 'Description'. At the bottom of the modal are two buttons: 'CANCEL' (white with a blue border) and 'CREATE PLAYLIST' (black with white text).

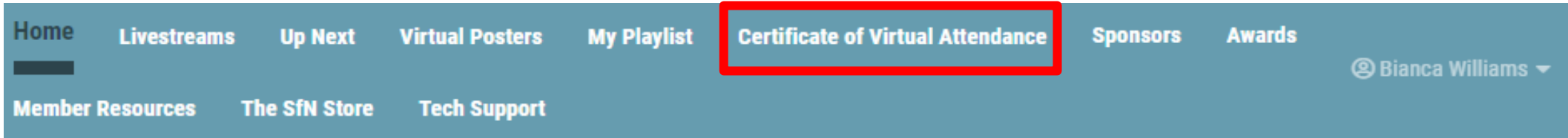
My Playlist (contin)



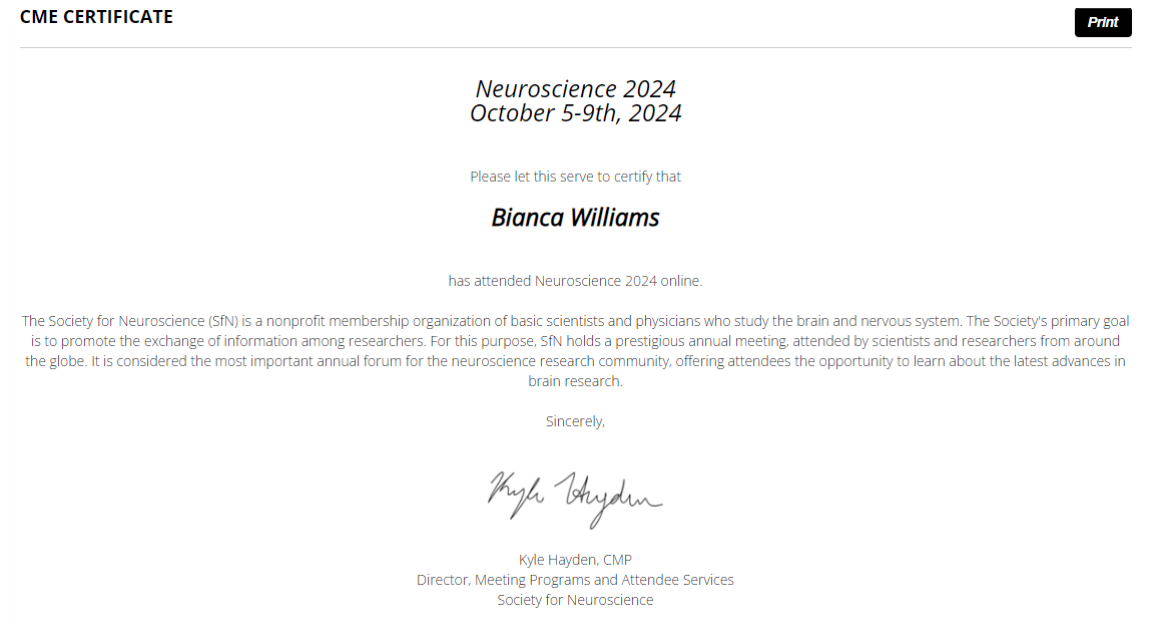
- Find your playlists through the top navigation or under your profile.
- Open a playlist to watch the videos, view saved posters, and edit the name or description.




Virtual Certificate of Attendance



- The "Virtual Certificate of Attendance" tab allows attendees to view their virtual certificate (VCOA).
- Attendees have the option to print the certificate if desired.




Sponsor Page

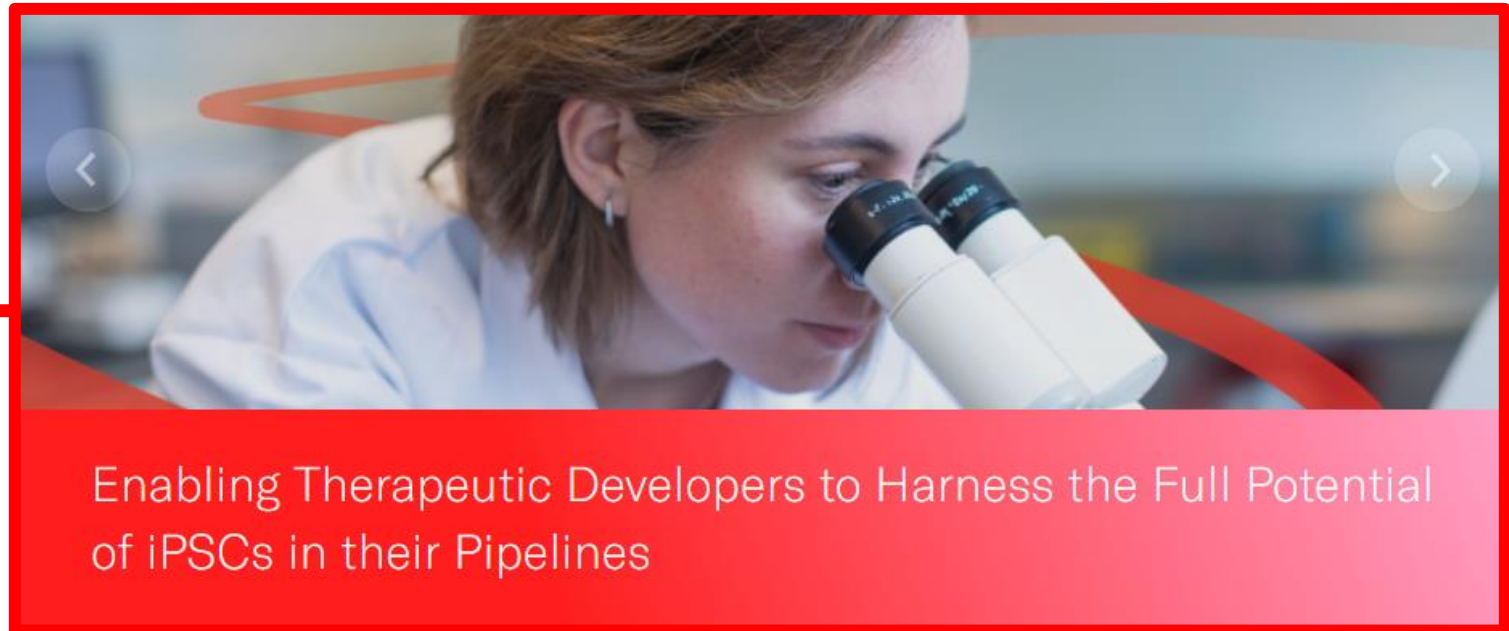


Under the "Sponsors" tab you can view all of our Neuroscience 2024 sponsors in order of platinum, gold, silver, bronze.


Sponsor Page (contin)



To learn more about each sponsor, click on their logos.



Awards Page



The "Awards" tab will take you to the SfN [Initiatives](#) page where you can view the 2024 SfN Award and Prize recipients.

Award Recipients 2024


Join SfN in celebration of our annual award and prize recipients at Neuroscience 2024.

Outstanding Career and Research Achievement

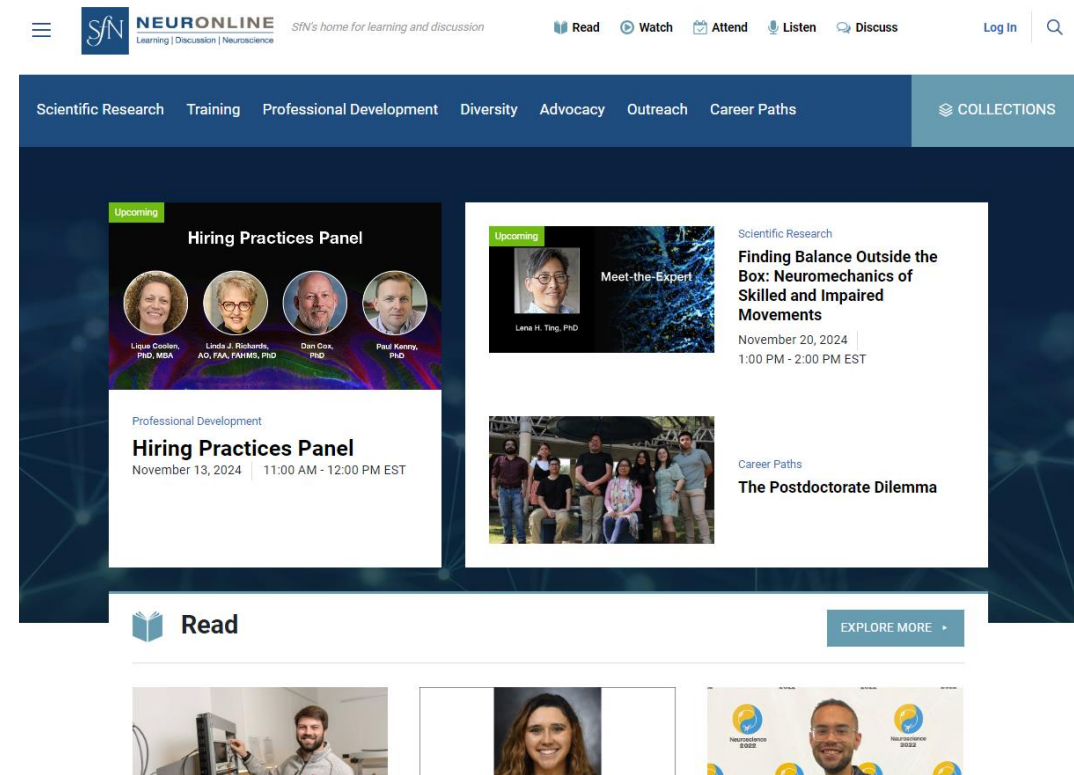
[Society for Neuroscience Presents the Outstanding Achievement Awards](#)

- ▶ Julius Axelrod Prize: Robert Edwards and Marian Joëls
- ▶ Jacob P. Waletzky Award: Erin S. Calipari
- ▶ Swartz Prize for Theoretical and Computational Neuroscience: Eero Simoncelli


Member Resources



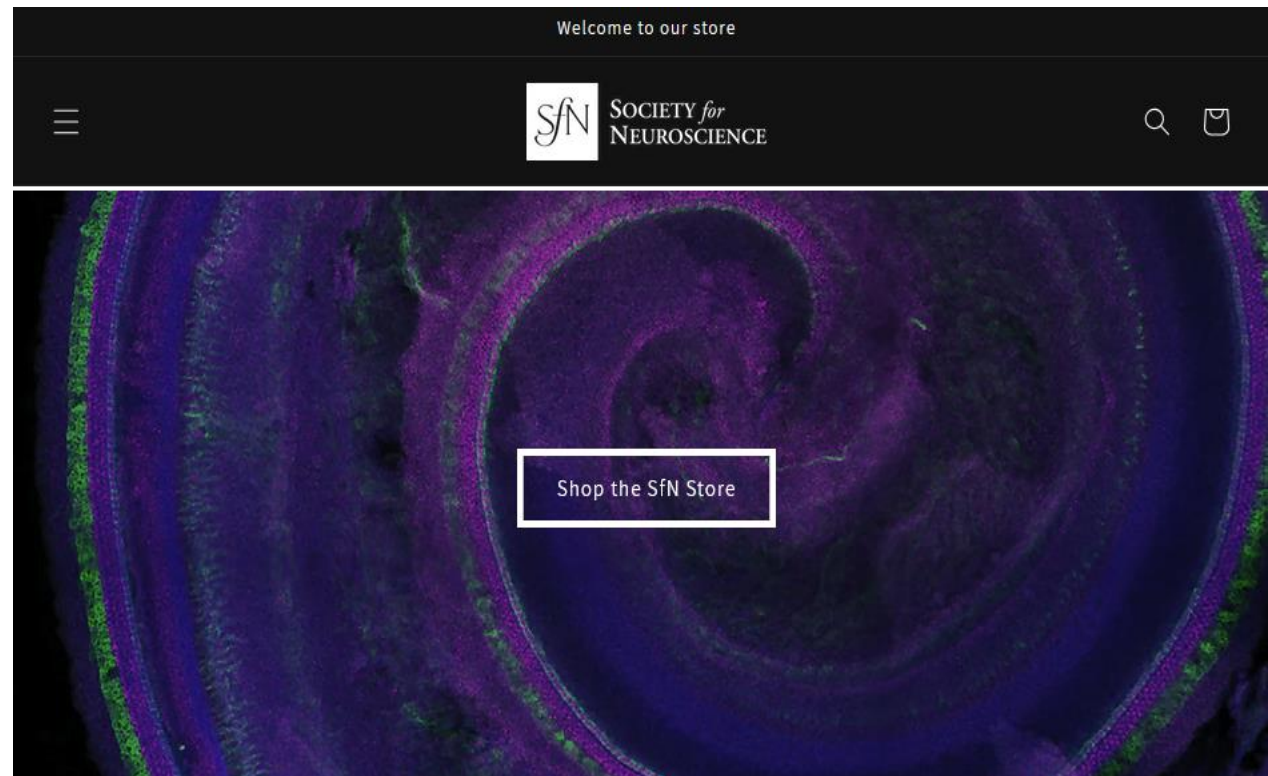
- The “Member Resources” tab will take you to [Neuroonline](#), SfN’s home for learning and discussion.
- Read articles, watch videos, attend webinars, listen to podcasts, and discuss neuroscience related topics.



The SfN Store



The "SfN Store" tab will take you to the SfN [Store](#) front where you can browse and purchase SfN merchandise.



Tech Support

Home

Livestreams

Up Next

Virtual Posters

My Playlist

Certificate of Virtual Attendance

Sponsors

Awards

 Bianca Williams ▾

Member Resources

The SfN Store

Tech Support

Technical Support

Follow these initial troubleshooting tips.

Use the most updated version of Google Chrome or Firefox as a browser. This site will not work well in Internet Explorer.
Disconnect from VPN. If your office has a firewall, have your IT staff make sure you have access to streaming audio / video.
Limit heavy internet usage, including other streaming services that may impact your WiFi bandwidth.
Use a hard-wired internet connection if possible.
Clear your web browser history and cache. On Windows, press Ctrl + F5 or FN + F5. On Mac, press CMD + Shift + R.
Restart your computer.
Ensure no other applications using video (i.e. Zoom) are open.

If this does not resolve your issue, please contact Technical Support.

Technical support will be available Monday – Friday from **September 26 to November 11, 2024** from 8:00 AM – 5:00 PM US Central. Please contact: SfN@support.ctimeetingtech.com .

Phone: **217.398.1792**

Presenters

If you are having technical issues, please see the contact information above. If you have additional questions, email program@sfn.org.

If you have any trouble with the website, you can visit the "Tech Support" tab for further support.

On-demand Access

All meeting registrants will have access to view posters and watch livestream recordings until **November 10, 2024**.

Email program@sfn.org with any questions.